



MDA MEDICAL PRODUCTS CATALOGUE

MEDICAL EQUIPMENT



Hospital Beds

Hälsa Plus Homecare Bed

Electric, adjustable bed with a 10 button hand control. Capability of moving both the head and foot sections simultaneously, Trendelenburg position capability, height adjustable from 10" to 25", dual posts on each side increases stability at all heights, bed length 80", width adjusts 36" to 48", three locking casters and one directional locking caster, side and foot mattress retainers. Compatible with rental mattresses currently available through MDA. Bed can accommodate up to four rails. Virtually noise-free with low electrical consumption motors. Weight capacity 500 lbs. *Hälsa-Plus*

(A) 077020 Each

Half Side Rails

Rotating half side rail, bed can accommodate up to four rails. To be used with Hälsa Plus bed only. Not interchangeable with other rails from MDA models. *Hälsa-HSR*

(B) 077038 Each

Assist Bars

Interchangeable between head and foot sections. To be used with Hälsa Plus bed only. Not interchangeable with other bars from MDA models. *Hälsa-AB*

(C) 077035 Each

Trapeze Bar

Bariatric trapeze bar. Weight capacity 300lbs. To be used with Hälsa Plus bed only. Not interchangeable with other trapeze bars. *Hälsa-TBB*

077036 Each



OWNER'S MANUAL

For rural clients in MDA's non-serviced regions, click here for the Owner's Manual with assembly instructions. A manual will be included with your shipment as well.



UPRIGHT

SWIVELS DOWN



Double Electric Bed

Adjustable, weight capacity of 1100 lbs, four hydraulic motors to raise the head and foot of the bed, battery backup for power outages, height adjustable from 13" to 30", maximum backrest angle 64°, maximum footrest angle 36°, bed adjusts from 35"W – 53"W, bed accommodates up to four rails. *Rotec Varitech*

051574 Each



Side Rails for Double Electric Bed

Rotating half-rails, cast composite, bed accommodates up to four rails, to be used only with double electric bed (SAP-051574).

Rotec Varitech

051572 Each



Trapeze Bar for Double Electric Bed

Must follow bed motions when adjusting in height, 338 lb maximum, to be used only with double electric bed (SAP-051574).

Rotec Varitech

051573 Each

Please note:

Director's approval required on all orders for double electric beds. Extra shipping charges may apply on some rural requests. Please check with MDA.



Hospital Beds



Etude HC Homecare Bed

The ETUDE Homecare Bed is simple to operate and easy to handle. Features include: assembly without tools, 8-function hand control with lock out feature, power operated head and floor deck sections. Beech head and foot board, conforms to IEC Bed Standard IEC60601-2-52, weight capacity: 360 lbs patient weight, 440 lbs inclusive of all accessories, sleeping surface: 36"W x 80"L and dimensions: 40"W x 86.5"L with deck height: 10¾" to 26¾" max (measurement from floor to bed deck). Alternative deck height of 8" to 24¼" can be requested.

(A) 064002 Each



Side Support Rail (Stationary)

The fixed side support rails allow for safe and simple transfers. These ¼ and ½ rails allow for safe positioning and transfer support, while ensuring user safety by meeting global bed standard entrapment guidelines.


.....
 ½ Rail - Model #ESR-2478 – 16"L x 16"H.
 Standard

(B) 064005 Each

.....
 ¼ Rail - Model #ESR-2477 - 12"L x 16"H.
 OT or PT approval required.

064004 Each





Hospital Beds

(R) Verso Side Support Rail (Fold Down)

Program Consultant approval required.

This ¾-length rail provides a unique collapsible folding solution, 59"L x 15"H. Model #EVSR-1823

Left

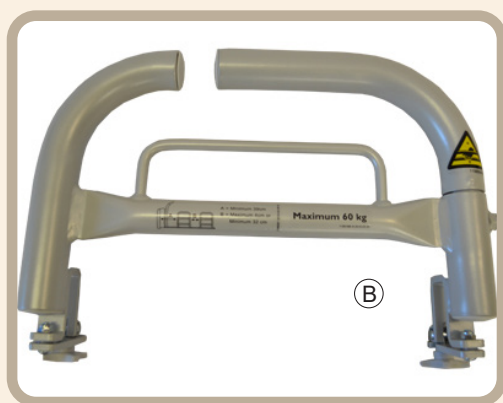
(A) 064005L Each

Right

064005R Each

Please note:

When choosing rails, placement is critical. The side of the bed that the rails are to be installed must be known at the time of ordering. To determine left or right, you must be at the foot of the bed and facing the head of the bed for proper orientation.



(R) Side Swivel Transfer Supports (Left/Right Swivel)

OT or PT approval required. The swivel handles provide a unique solution for users in search of a low profile, discreet transfer aid. These handles remain below the surface of the mattress and easily swing out and lock into position to provide necessary transfer support on the right or left hand side of the bed. 13½"L x 8"H (flush with mattress surface).

Left side. *ESSHL-2479*

(B) 063994 Each

Right side. *ESSHR-2480*


063995 Each



(R) Lifting Support Pole (trapeze kit)

This lifting support provides safe and convenient overhead repositioning assistance while in bed. The support kit allows for tool-free mounting and securely fits into the receivers of the head section on the left or right hand side. State right or left side. The catching handle can be adjusted in both height and depth.

(C) 064621 Each



® Therapeutic Sleep Surfaces
Custom Care Convertible LAL Mattress

Can be used with or without added on power therapy unit. Sleep surface 80" x 36" x 7", closed air system using star chambered air cylinders to provide greater air displacement and weight distribution, safety edge with bolster design, dual heel protection with gentle heel slope, zoned design foam to help minimize shearing. More than 800 individually articulating cells. Provides alternating pressure and continuous lateral rotation with add on pump. Dual microclimate covers. Inner air delivery covers with dedicated air supply with continuous airflow, the other a vapour permeable, fluid proof outer cover that is machine launderable. For prevention in high risk patients, excessive perspiration or maceration, treatment of stage I-VI ulcers, for patients who can't reposition frequently. Weight capacity 350 lbs for lateral rotation mode, and 500 lbs for non-powered and alternating modes.

Span America A45 CL803629

062325 Each

® Pump Control Unit, Custom Care Convertible LAL



For therapeutic sleep surface (SAP-062325), quick connect, colour coded air lines, anti-microbial treatment embedded in control panel, push-button therapy selection provides air loss, alternating pressure and lateral rotation, comfort adjustment, disconnect button resets surface to non-powered setting. Max current 1.0 AMP, leakage current <100 micro-amps, voltage 120 AC, all components latex-free, 12.5 lbs.

Span America A45 8400

062323 Each

® Pressureguard APM2 Mattress

Alternating pressure/lateral rotation air therapy surface, pressure guard APM2, 80" x 35" x 7" with digital control unit, treatment flexibility with four modes: alternating pressure, lateral rotation, powered floatation, timed auto-firm. Comes with digital multi-function control unit, safety edge, shear transfer zones, protective heel slope, fluid proof, anti-microbial cover, weight capacity 350 lbs.

#5880LR-29

067497 Each

® Pressureguard Bariatric APM Mattress

Aggressive treatment through to stage 4 ulcers, prevention of pressure injuries in immobile or high risk patients, with digital control unit, up to 4 times the air output, eight comfort settings, programmable cycle times, low pressure indicator and audible alarm, fluid proof, anti-microbial cover, 80" x 54" x 7" weight capacity 750 lbs. #AP8054-29

067498 Each

80" x 48" x 7", weight capacity 750 lbs
 #AP8048-29

068760 Each

® Pressureguard Custom Care Mattress

Non-powered, reactive pressure redistribution surface, recommended for use in prevention and treatment of stage 1 and 2 pressure ulcers and treatment of uncomplicated stage 3 and 4 ulcers, bi-directional stretch cover, anti-microbial, fluid impervious, multi-zoned to minimize shearing, safety edge bolster design, dual heel protection with heel slope, transfers pressure onto pressure-tolerant lower legs, 80" x 36" x 7", weight capacity 500 lbs. #NP803629

067500 Each

Hospital Bed Mattresses

® GeoMatt 350 Mattress
Therapeutic foam, segmented surface, 6" height, fluid proof cover, 80" x 35" x 6", 350 lb weight capacity. *Span America #68035-29*
054714 Each

® GeoMatt PLUS Mattress
Therapeutic foam, dual layer, progressive resistance design, perfectly blends patient comfort and clinical effectiveness, primary use for prevention of skin breakdown, for use with patients for moderate to high risk skin breakdown, decreased mobility, anti-shearing surface, heel slope, hidden zipper for infection control, 400 lb weight capacity, 80"L x 35"W x 6"H. *Span America PL8035-29*
050211 Each

® GeoMatt MAX Mattress
Therapeutic foam, three tiered, zoned design, extra soft foot section cradles and protects heels, firm perimeter bolsters for added safety, primary use for prevention of skin breakdown, for use with patients for moderate to high risk skin breakdown, decreased mobility, anti-shearing surface, heel slope, hidden zipper for infection control, 400 lb weight capacity, 80"L x 35"W x 6"H. *Span America MX8035-29*
050200 Each

® GeoMatt Ultra Max
Non-powered pressure redistribution, for prevention and early intervention of stage 1-4 pressure injuries, for moderate-high risk skin breakdown, minimized shearing through surface geometry and shear transfer zones, stretch cover, 500 lb weight capacity, 80" x 36" x 6". *Span America UMX8036-29*
067499 Each

GeoMatt Atlas Mattress

Therapeutic foam, for prevention of skin breakdown, top layer is patented GeoMatt design to protect against friction and shearing, features a heel slope to provide added protection for the heel and ankle.

SPECIAL ORDER Weight capacity 600 lbs, 80" x 35" x 7", PURCHASE ONLY
Span America UMX8035-29
051031 Each

® Weight capacity 750 lbs, 80" x 48" x 7"
Span America A8048-29
067531 Each

® Weight capacity 750 lbs, 80" x 54" x 7"
Span America A8054-29
051032 Each

**® Mattress Topper
MicroEnvironment Manager**
For use in combination with a pressure redistributing surface to aid in prevention and treatment of pressure ulcers and skin breakdown by reducing excess heat and moisture.

.....
36" x 80", weight capacity 500 lbs. *Mem36*
067532 Each

.....
48" x 80", weight capacity 1000 lbs. *Mem48*
067533 Each

.....
54" x 80", weight capacity 1000 lbs.
Mem8054
067534 Each

Hospital Bed Accessories



Over-Bed Table

Adjustable, 29" to 44", top 15" x 30"
(A) 000570 Each

Pressure Relief

Heel and Elbow Protector

Helps provide soft cushioning for bony prominences, and helps aid in the prevention of pressure ulcers. Two-piece construction provides generous covering of heel or elbow area. 100% polyester pile provides cushioning (sheepskin), hand wash, Velcro closure, one size fits most. *Scott Specialties Inc.*

(B) 028686 Pair

Decubitus Pad

30" x 40" pressure relief pad, stain resistant, cool in summer and warm in the winter, can be cut to size, will not pack down, sheepskin, 94% polyester, 6% acrylic, machine wash and dry. *PCP Champion #6262*

(C) 025204 Each





(A)



(B)



(C)



(D)

Commode Chairs



Stationary Commode Chair

Height adjustable from 16"-22", large 16" moulded seat, pail with lid, non-marring rubber tips, base width 25", width between arms 18", weight capacity 350 lbs.

(A) 028873 Each



Bariatric Commode Chair

Easy to release drop down arms. Adjustable height 17.5" - 22". Seat dimensions 23.25"W x 18.5"D. Width between arms 25.75", outside arms 26.25", weight capacity 1000 lbs.

Drive #11135-1

(B) 058122 Each



Standard Commode Chair, Artisan

With pail, padded drop arm rests, 5" casters with four locking brakes, detachable swing away foot rests, seat height 19", width 18", depth 16", 18" from floor to bottom of frame, back height 20". Weight capacity 250 lbs.

(C) 043646 Each



Artisan Deluxe Drop Arm Commode 500AF

With pail, maximum weight capacity of 450 lbs, adjustable frame, 19" seat height, 16" seat depth, 20" back height, floor to bottom of frame 18", 20"W frame. If 22" width frame is required, please specify in special instructions.

(D) 057387 Each



Commode Chair Accessories

Stationary Commode Pail

Plastic, 11.5 litre, replacement for stationary commode.

026106 Each

Urinals and Bedpans

Female Urinal

Complete with handle, 12" H x 3½" W, 1000 cc capacity

Medegen H145-01

(A) 028722 Each

Male Urinal

Complete with cover and handle, 10" H x 4" W

Medegen H141-01

(B) 028664 Each

Fracture Bedpan

Adult size, 12½" L x 3" rear height x 1" front height, 34 oz capacity

(C) 028666 Each

Bedpan


Adult, disposable, 1.9 litre capacity, 15" L x 4" rear height x 2.6" front height

(D) 028665 Each

Sitz Bath

2000 cc water bag, complete tubing and shut-off clip.

(E) 028826 Each



Lifting Systems

- (R) Power Lift**
6 pt, U-base, lift range of boom 28" to 61.5", width 24" – 42½", length 43.5", base clearance 5.5", weight capacity 400 lbs. *HPL #402*
(A) 043976 Each

- (R) Portable Power Patient Lift**
"Hoyer Advance", unique swan-neck leg design allows the lift to get close to wide obstacles, boom goes up 23" – 66.5", easily folds with no tools, oversized handle, push footpad to reduce force, triangular folder design allows the lift to securely stand alone, aluminum construction, foot operated leg spreader requires no bending to operate, weight capacity 340 lbs. *Sunrise HOY-ADVANCE-E*
(B) 050770 Each

- (R) Hoyer Journey Lift — Sit-to-Stand**
With its universal range of movement, can transfer a resident from a low-seated position to fully-extended with ease. Compact and easy to operate in confined spaces, 3" front twin castors, 4" rear braked castors, supportive knee tray with one-handed adjustment range of 6", pad with leg strap, removable foot tray to allow the unit to be used as a walking tray, overall leg height 4.3", maximum overall length 39.4", height 63", weight capacity 341 lbs.
(C) 069033 Each

Slings Available for MDA Lifts

Slings can only be used on lifts listed

Quick Reference Guide

Item Number	Item Description	Power Lift 043976	Advance Lift 050770	Journey Lift 055322
050768	Access Padded, Medium, 125 – 200 lbs For Hoyers	✓	✓	
050769	Access Padded, Large, 175 – 300 lbs For Hoyers	✓	✓	
050776	Quick Fit Padded, Large, 175 – 300 lbs For Hoyers	✓	✓	
050777	Quick Fit Deluxe, Small, 75 – 150 lbs For Hoyers	✓	✓	
050778	Quick Fit Deluxe, Medium, 125 – 200 lbs For Hoyers	✓	✓	
050779	Quick Fit Deluxe, Large, 175 – 300 lbs For Hoyers	✓	✓	
050780	Full Back, Small, 75 – 150 lbs For Hoyers	✓	✓	
050781	Access Padded, Small, 75 – 150 lbs For Hoyers	✓	✓	
050782	Quick Fit Padded, Small, 75 – 150 lbs For Hoyers	✓	✓	
050783	Quick Fit Padded, Medium, 125 – 200 lbs For Hoyers	✓	✓	
050791	Full Back, Medium, 125 – 200 lbs For Hoyers	✓	✓	
050792	Full Back, Large, 175 – 300 lbs For Hoyers	✓	✓	
051118	Full Back, Extra Large, 275 – 500 lbs For Hoyers	✓	✓	
051121	Quick Fit Deluxe, Extra Large, 275 – 500 lbs For Hoyers	✓	✓	
055306	Deluxe Standing, Large, 175 – 300 lbs			✓
055307	Transport, Large, 175 – 300 lbs			✓
055308	Deluxe Standing, Medium, 125 – 200 lbs			✓
055309	Transport, Medium, 125 – 200 lbs			✓
055310	Deluxe Standing, Small, 75 – 150 lbs			✓
055321	Transport, Small, 75 – 150 lbs			✓
055911	Quick Fit Mesh, Regular, Small, 75 – 150 lbs	✓	✓	
055912	Quick Fit Mesh, Regular, Medium, 125 – 200 lbs	✓	✓	
055913	Quick Fit Mesh, Regular, Large, 175 – 300 lbs	✓	✓	
055914	Quick Fit Mesh, Deluxe, Small, 75 – 150 lbs	✓	✓	
055915	Quick Fit Mesh, Deluxe, Medium, 125 – 200 lbs	✓	✓	
055880	Quick Fit Mesh, Deluxe, Large, 175 – 300 lbs	✓	✓	

Slings

The following slings can be used with the Power Lift 043976 and the Advance Lift 050770.

Quick Fit Deluxe (6 pt cradle)

Ⓡ Quick Fit Deluxe Sling

Additional material in the seat area provides a more comfortable and supportive lift without the need for side suspenders. Maximum capacity for all sizes: 500 lbs. Weights listed below are to be used for sizing. *Sunrise NA1050*

Small, for clients 75 – 150 lbs. *NC1050*
(A) 050777 Each

Medium, for clients 125 – 200 lbs. *NC1053*
050778 Each

Large, for clients 175 – 300 lbs. *NC1056*
050779 Each

X-Large, for clients 275 – 500 lbs. *NC1058*
051121 Each

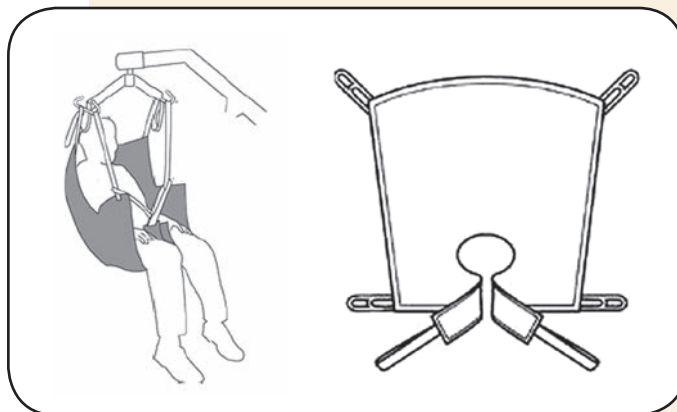
Ⓡ Quick Fit Mesh Bath Deluxe Sling

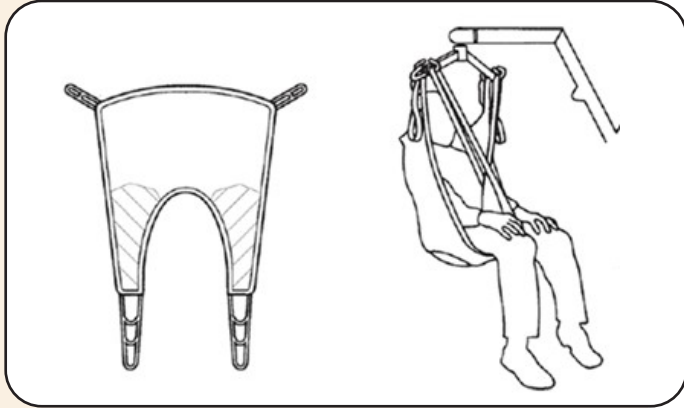
Easy-to-fit, general purpose, extra handle in the back for easier transfers. Maximum capacity for all sizes: 500 lbs. Weights listed below are to be used for sizing.

Small, for clients 75 – 150 lbs. *NC1001*
055914 Each

Medium, for clients 125 – 200 lbs. *NC1004*
(B) 055915 Each

Large, for clients 175 – 300 lbs. *NC1007*
055880 Each





Slings

The following slings can be used with the Power Lift 043976 and Advance Lift 050770.

Quick Fit Universal (6 pt cradle)

(R) Quick Fit Padded Sling Universal U-Shaped

Easy-to-fit, general purpose, mesh with padding in leg area. Maximum capacity for all sizes: 500 lbs. Weights listed below are to be used for sizing.

Small, for clients 75 – 150 lbs. *NC1000P*
050782 Each

Medium, for clients 125 – 200 lbs. *NC1003P*
(A) 050783 Each

Large, for clients 175 – 300 lbs. *NC1006P*
050776 Each

(R) Quick Fit Mesh Bath Regular Sling

Easy-to-fit, general purpose, extra handle in the back for easier transfers. Maximum capacity for all sizes: 500 lbs. Weights listed below are to be used for sizing.

Small, for clients 75 – 150 lbs. *NC1001*
055911 Each

Medium, for clients 125 – 200 lbs. *NC1004*
(B) 055912 Each

Large, for clients 175 – 300 lbs. *NC1007*
055913 Each



Slings

The following slings can be used with the Power Lift 043976 and the Advance Lift 050770.

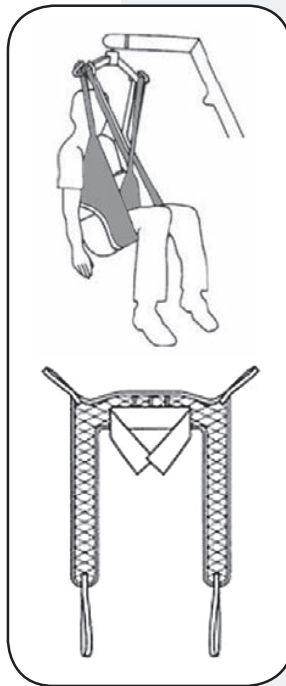
(R) Access Sling (Hygiene)

Facilitates access for toileting and easy removal of clothing, padded for comfort. Maximum capacity for all slings: 500 lbs. Weights listed below are to be used for sizing.

Small, for clients 75 – 150 lbs. NA1601
050781 Each

Medium, for clients 125 – 200 lbs. NA1603
(A) 050768 Each

Large, for clients 175 – 300 lbs. NA1606
050769 Each



Full Back Sling (6 pt cradle)

(R) Full Back Sling

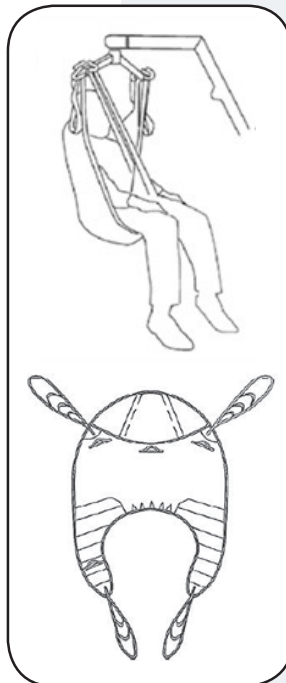
Contoured sling with integrated head support and leg padding, offers greater comfort without the need for side suspenders. Maximum capacity for all slings: 500 lbs. Weights listed below are to be used for sizing. *Sunrise*

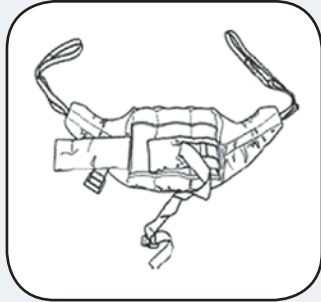
Small, for clients 75 – 150 lbs. NC1068
(B) 050780 Each

Medium, for clients 125 – 200 lbs. NC1069
050791 Each

Large, for clients 175 – 300 lbs. NC1070
050792 Each

X-Large, for clients 275 – 500 lbs. NC1071
051118 Each





(A)



(B)



Slings

The following slings can only be used with the Journey Lift 069033 (Sit-to-Stand).

(R) Hoyer Deluxe Standing Sling (Stand-aid)

Features an adjustable waist strap and non-slip back pad. Allows access for toileting and is easy to fit for quick transfers. Maximum weight capacity: 500 lbs.

Small, for clients 75 – 150 lbs.

(A) 055310 Each

Medium, for clients 125 – 200 lbs.

055308 Each

Large, for clients 175 – 300 lbs.

055306 Each

(R) Hoyer Transport Sling (Stand-aid)

Features an adjustable waist strap with a non-slip back pad. Best suited for clients with some degree of weight bearing ability, easy to fit, allowing for quick and effective transfers. Maximum weight capacity: 500 lbs.

Small, for clients 75 – 150 lbs.

055321 Each

Medium, for clients 125 – 200 lbs.

(B) 055309 Each

Large, for clients 175 – 300 lbs.

055307 Each

Intermittent Compression Pumps and Garments

(R) Intermittent Compression Pump

For the reduction and management of oedematous extremities, adjustable pressure, for in-home use, increased venous and lymphatic flow wound healing, lightweight, portable pump with pressure gauge regulator dial, low pressure alert, on/off switch.

Flowtron Plus/Hydroven

(A) 028902 Each



Garments for use with Intermittent Compression Pump (028902)

Flowtron/Hydroven

(R) Half-Leg Compression Garment

Length 22" (53 cm), foot 12¼" (31 cm)

(B) 028903 Each

Half-Leg Compression Garment Insert Pieces

Graduated segmental compression garment insert piece for half-leg, 50 cm.

048476 Each

(R) Full-Leg Compression Garments

Medium length 33" (84 cm), foot 12¼" (31 cm)

028904 Each

Large length 36" (92 cm), foot 13" (33 cm)

028912 Each

Full-Leg Compression Garment Insert Pieces

Graduated segmental compression garments insert piece for full-leg, 92 cm

048477 Each

(R) Half-Arm Compression Garment

Length 20" (51 cm), wrist 16½" (42 cm), shoulder 19¾" (50 cm).

028906 Each

(R) Full Arm Compression Garment

Length 30¼" (77 cm), wrist 16½" (42 cm), shoulder 22¾" (58 cm).

(C) 028907 Each





(A)

Nebulizers & Supplies

- (R) Electric Nebulizing Compressor**
34 PSI (max pressure), CSA approved, for use with aerosol medications. Weighs less than 3 lbs.
(A) 028930 Each

Disposable Nebulizer
Medication, hand-held
(B) 028926 Each

- (LATEX) Tubing**
Latex-free, extension tubing, 7' long.
(C) 028922 Each

- (LATEX) Face Masks**
Latex-free, elongated, aerosol, individually wrapped, for use with hand nebulizer and/or 22 m ID corrugated tubing.

Pediatric
(D) 028928 Each

Adult
028929 Each

- (LATEX) Nebulizer Kit**
Latex-free, includes: mouthpiece, tubing and Nebulizer.
(E) 028964 Each

Open-Vent System Nebulizer
6 month, aerosol output increases with aspiratory flow, output rate is controlled by the patient's breathing by means of a valve system during continuous mobilization. *Pari LC Plus*
(F) 044882 Each

Respiratory Therapy Supplies

- (R) Silent Air Compressor**
Means of delivering medication in a mist, provides moisture. 10 - 50 PSI, 120 volts, CSA approved.
028934 Each

Cold Air Nebulizer
Disposable
(G) 028924 Each

Trach Mask
Adult, aerosol, connector swivel 360 degrees
(H) 042261 Each

Corrugated Tubing
22 mm, 100 feet, 6" intervals
042262 Case



(B)

(C)



(D)

(E)



(F)



(G)



(H)

Suction Aspirators



Electric Suction Aspirator

Oil-less, includes overflow bottle, bacteria filter prevents contaminant damage, vibration-free, easy-to-read regulator gauge, suction is adjustable with dial, vacuum regulation from 0 to 22" HG, flow rate is 28 LPM, quick-connect tubing for all connections. *Schuco Inc. S330*
(A) 028846 Each



Portable Suction Aspirator

Designed to fit active lifestyles. Small, lightweight battery or AC operation, with a convenient padded carry case to make portability easier. 115 and 12 volt internal battery operating modes, internal battery charger, vacuum adjusts from 80 to 550 mm high. 27 litres/minute, includes 800 cc collection bottle and tubing. Easy-to-read built-in regulator and vacuum gauge. *Vacu-Aide*
(B) 028852 Each



Suction Unit Catheters



Yankauer Suction Instrument with Vent

Latex-free, bulb-tip, single use, sterile (Use with SAPs 028846/028852)
(C) 027739 Each

Yankauer Suction Tube

Sterile, fine-tip, 50/case
050751 Each

Canister Set

800 cc, filter elbow and tubing with integrated filter for portable suction machine SAP 028852.
053163 Each

Canister

Disposable, 800 cc, for suction machine SAP 028846.
053164 Each

Long Tubing

72" L, dark blue tipped, for suction machine SAP 028846.
053162 Each

Short Tubing

13" L, blue tipped, for suction machine SAP 028846.
053161 Each

Bacteria Filters

For suction machine SAP 028846, 3/pkg
Barb X thread
028955 Each



Cushion and Back Supports

Email mdamedicaleq@gov.mb.ca for more information

Cushion Pump

Hand-Held Pump

For dry floatation cushion. *Roho #HP-10*
(A) **028888 Each**



Transfer Aids

(R) Transfer Belt

With quick release buckle and six handles, washable. *Sunnyfield*

Small, waist size 22" – 35", 4" wide
090000 Each

Medium, waist size 26" – 46", 4" wide
(B) **090001 Each**

Large, waist size 32" – 54", 4" wide
090002 Each

Extra Large, waist size 35" – 62", 4" wide
090003 Each

(R) Transfer Sliders

Sliding system for low friction transfers. Ergonomic handles provide optimum support for a variety of manoeuvres.

Maxi slide transfer sheet, 68" x 28.75", purple. #NSA0500-INT4
090004 Each

Maxi tube, protects the patient's heels from shear and friction during bed repositioning and transfers, 23" x 26.8" when tube is flat, orange. #NSA0600-INT4
090005 Each

(R) MaxiSlide Transfer Sheet

Lateral slide device, durable, lightweight fabric, low friction, inner and out surfaces, hand or machine washable, provides optimum support for a wide variety of maneuvers. *Arjo Maxislide*

43" x 78.75", blue, size XL. #NSA1400-INT4
056545 Each

57.5" x 78.75", orange, size XXL. #NSA1500-INT4
056546 Each



Helpful Symbols

(R) Medical equipment products available for rental only through the Home Care Equipment Program.

Requires installation by MDA Medical Equipment Technicians. Call 204-945-6376 to arrange a convenient appointment.

Special order products. MDA maintains contracts for these items to give you the best possible pricing. These items are not stocked at MDA but ordered on an "as needed" basis. Delivery time: 10-14 days.

Latex-free product